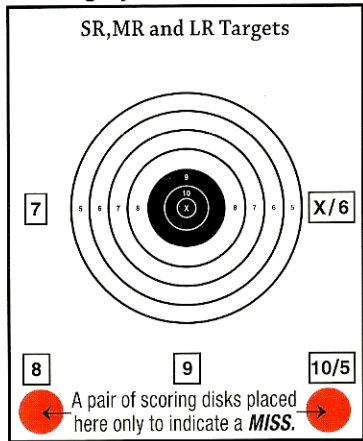


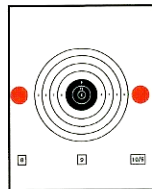
Highpower Rifle Scoring System for SLOW FIRE



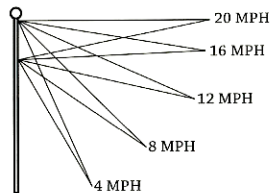
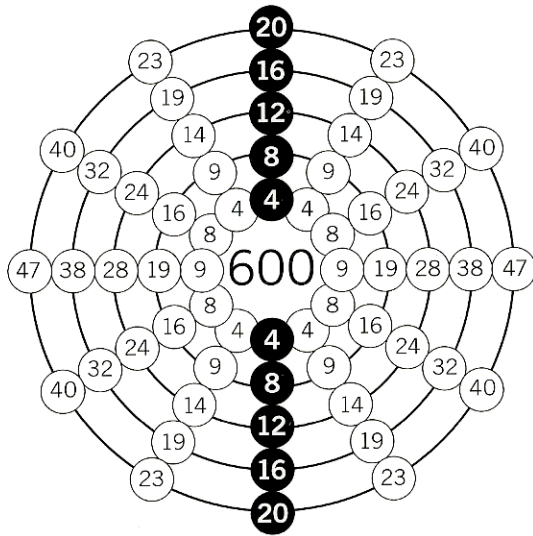
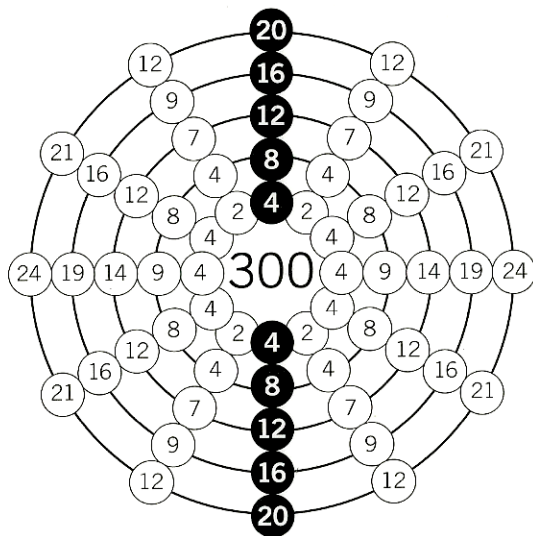
Appropriate number will be covered by an orange scoring disk to show shot value.

NOTE: use appropriate **WHITE** or **BLACK** spotter to mark shot location.

**Withdrawn Target – Rule 10.16(a), or
Inadvertently Pulled Target – Rule 14.13(4)**



1. Notify pit official.
2. Paste shot hole (if any).
3. Place scoring disks in the 3 o'clock and 9 o'clock positions.
4. Run target fully up.



Wind Speed Estimating Guide

- | | |
|--|-----------------------|
| Smoke rises straight up. No movement of anything. | MPH
Under 1 |
| Direction indicated by smoke. Tree leaves barely move. | 1-3 |
| Wind felt on face. Leaves slight rustle. | 4-7 |
| Leaves & twigs moving. Loose bits of paper lift & ruffled. | 8-12 |
| Small branches move. Loose paper & dust are blown. | 13-18 |
| Large branches & small trees sway. Dust clouds. | 19-24 |
| Large branches in constant motion. Wind begins to whistle. | 25-31 |

This guide provided courtesy of **White Oak Armament** www.whiteoakarms.com



ARMAMENT
A Division of White Oak Arms, Inc.